

# CAMOUFLAGE

## How & Why Animals Camouflage

### CAMOUFLAGE


Directions: Draw the background of the picture to camouflage. Draw the chameleon then write what the meaning of the word "camouflage" is. Describe how you camouflaged the chameleon.



### CAMOUFLAGE

#### ANIMAL MATCHING GAME

Directions: Cut out the pictures below. Match the animal with the correct habitat that it would use to camouflage in. Make sure there is more than one animal that matches a certain habitat.



ARCTIC HARE

CHAMELEON

OCTOPUS

FLOUNDER

### CAMOUFLAGE

#### LESSON PLAN

Week at a Glance:

- ● ● ● ●
- Day One: Introduction
- Day Two: Animals that Camouflage
- Day Three: Why Animals Camouflage
- Day Four: How Animals Camouflage
- Day Five: Review

### CAMOUFLAGE

Directions: Unscramble each word. Each word is a different animal that may camouflage in its environment.



### CAMOUFLAGE

#### MINI ASSESSMENT

Name \_\_\_\_\_

1. What does camouflage mean?

2. What are three reasons that animals camouflage?

3. Name an animal that uses camouflage. How do they blend in with their habitat?

### CAMOUFLAGE

#### COLOR MATCHING, MIMCRY OR DISRUPTIVE COLORATION?

Directions: Cut and paste the correct type of camouflage with the scenario described.

1. A person's black-and-white stripes blend with the sand to keep it safe.

2. A katydid blending in with a leaf to hide from a spider.

3. A hawk moth caterpillar looks like a snake to scare away animals that might want to eat it.

Color Matching   Mimcry   Disruptive Coloration

### CAMOUFLAGE

#### CAMOUFLAGE

Directions: Read the passage and answer the comprehension questions.

**WHY DO ANIMALS CAMOUFLAGE?**

There are many reasons that animals camouflage. One of the most reasons animals camouflage is to hide from predators. They blend in with their environment to help them survive and to avoid being eaten. Animals may also camouflage to help communicate with other animals. It also helps them to camouflage with other animals in a safer way animals survive in nature.

1. What does it mean to camouflage?

2. What can animals do to hide from predators?

3. What are two reasons that animals camouflage their habitat?

What is camouflage?

Camouflage is when animals look like their surroundings to hide or stay safe, like when a chameleon changes its color to match leaves!



# COMPREHENSIVE GUIDE TO HOW & WHY ANIMALS CAMOUFLAGE!

Includes lesson plans, graphic organizers, craft ideas, projects, comprehension questions and more!

FROM YOUR FRIENDS AT



# CAMOUFLAGE

## LESSON PLAN

Week at a Glance:



Day One: Introduction

Day Two: Animals that Camouflage

Day Three: Why Animals Camouflage

Day Four: How Animals Camouflage

Day Five: Review

# CAMOUFLAGE

## LESSON PLAN



Day One: Introduction

Objective: Students will be able to define the word "camouflage".



## LESSON PLAN: DAY ONE

Introduction (10 minutes):

- \*Explain to students that today you will be starting a new unit on what it means for animals to camouflage, which animals camouflage, why and how they camouflage.
- \*Show students slide attached below on pictures of animals that are camouflaged. Allow students to find each animal in each picture.
- \*Tell students that "camouflage" is when animals look like their surroundings to hide or stay safe, like when a chameleon changes its color to match leaves!

# CAMOUFLAGE

## Lesson (15 minutes):

- \*Show students video, "Camouflage: Animal Hide and Seek" -

<https://www.youtube.com/watch?v=YOIRciOCKzg>

- \*Use information from video to complete the vocabulary square worksheet attached. As a whole group, write the definition for camouflage, write a sentence using the word and draw a picture that goes along with the word.

## Independent Work (15 minutes)

- \*Students will independently complete the activity sheet attached. Draw a background and color to camouflage the chameleon. Write two to three sentences defining the word camouflage and describe how you camouflaged the chameleon.

## Closing (5 minutes)

- \*Students will share their pictures and writing with a partner or small group.

# CAMOUFLAGE

What is camouflage?



Camouflage is when animals look like their surroundings to hide or stay safe, like when a chameleon changes its color to match leaves!



# CAMOUFLAGE

vocabulary square


Word:

Camouflage

Definition:


Sentence:

Picture:



# CAMOUFLAGE

Directions: Draw the background of the picture to camouflage the chameleon. Then, write what the meaning of the word "camouflage" is. Describe how you camouflaged the chameleon.



---

---

---

---

---

---

# CAMOUFLAGE

## LESSON PLAN



Day Two: Animals That Camouflage

Objective: Students will be able to identify various animals that camouflage.



## LESSON PLAN: DAY TWO

Introduction (10 minutes):

\*Explain to students that today you will be learning about various types of animal species that use camouflaging in their habitat.

\*Teacher will read "Animals That Change Color" by Libby Romero from National Geographic Kids.

Questions to ask while reading - How does the environment affect the animal's ability to change color? Which animal do you think that changes color is the most interesting and why? How do you think animal's changing color helps animals survive?



# CAMOUFLAGE

## Lesson (15 minutes):

\*Teacher will remind students what a main idea is - what a story or passage is mostly about. In student's small group or with a partner complete the main idea/key detail activity sheet attached below. Students will read the passage then write the main idea and three key details of the paragraph.

\*Discuss with the class various animals that you found in the book and in the paragraph that camouflage. Keep a list on a poster or on the white board.

\*Animal Camouflage Matching Game: With a partner cut out each of the cards from the matching game and mix up. Match the correct animal with a habitat that it may camouflage in. Certain animals may have more than one habitat that it can camouflage in.

## Independent Work/Closing (5 minutes)

\*Students will independently work on the unscramble activity sheet below. Go over sheet together as a class after completed.

# CAMOUFLAGE

## ANIMALS THAT CAMOUFLAGE

Animals camouflage by blending in with their surroundings.

There are many different types of animals that camouflage. For example, a white arctic fox camouflages in the winter by hiding in the snow. Some tree frogs that are green blend in with leaves. Chameleons can change the color of their skin many different colors to match their environment. Camouflaging is extremely helpful for animals to protect themselves and to hunt for food!



**MAIN IDEA**



**KEY DETAIL**

**KEY DETAIL**

**KEY DETAIL**


# CAMOUFLAGE

## ANIMAL MATCHING GAME

Directions: Cut out the pictures below. Match the animal with the correct habitat that it would use to camouflage in. \*Note: There may be more than one animal that matches a certain habitat.




**ARCTIC HARE**



**CHAMELEON**



**OCTOPUS**




**FLOUNDER**

# CAMOUFLAGE


## ANIMAL MATCHING GAME




**OWL**



**LEAF KATYDID**



**SNAKE**



**SEA TURTLE**

# CAMOUFLAGE

## ANIMAL MATCHING GAME



**DESERT SAND**



**SNOW**




**TREE BARK**



**LEAF**

# CAMOUFLAGE


## ANIMAL MATCHING GAME




**CORAL REEF**



**ROCKY SEA  
BOTTOM**



**LEAFY BRANCHES**



**SEA GRASS BED**

# CAMOUFLAGE

## ANIMALS THAT CAMOUFLAGE

Directions: Unscramble each word. Each word is a different animal that may camouflage in its environment.

TEERFORG

WLO



CAHMLENOE

FXOATRCCI

LOFUDENR



ESANK

CTOPSUO

TRTELU



# CAMOUFLAGE

## ANIMALS THAT CAMOUFLAGE

### Answer Key

TEERFORG

Tree Frog

WLO

Owl



CAHMLENOE

Chameleon

FXOATRCCI

Arctic Fox

LOFUDENR

Flounder



ESANK

Snake

CTOPSUO

Octopus

TRTELU

Turtle





# CAMOUFLAGE

## LESSON PLAN



### Day Three: Why Animals Camouflage

Objective: Students will identify that animals use camouflaging to hide from predators, to hunt for prey and to communicate with other animals.

## LESSON PLAN: DAY THREE

### Introduction (10 minutes):

- \*Review with the students what it means for an animal to camouflage. Discuss the various animals that they talked about yesterday that camouflage in their habitats.

- \*Ask students why they think animals camouflage.

- \*Watch video from PBS Kids: "Masters of Disguise" -

<https://tn.pbslearningmedia.org/resource/tdc02.sci.life.colf.disguise/masters-of-disguise/>

# CAMOUFLAGE

## Lesson (15 minutes):

- \*Students will use the activity sheet attached below with the passage and comprehension questions. Read the passage below with a small group and answer the questions attached.
- \*Review answers to questions with the whole group and discuss the main reasons for why animals camouflage.
- \*Students will be completing a writing piece for this lesson on why animals camouflage. Attached below is a brainstorming sheet that students can complete in small groups, as a whole group or independently.

## Independent Work (15 minutes)

- \*Students will use the writing template attached below to write a paragraph on why animals camouflage.

## Closing (5 minutes)

- \*Students will read their writing pieces with a partner or in their small groups.

# CAMOUFLAGE

Directions: Read the passage and answer the comprehension questions.



## WHY DO ANIMALS CAMOUFLAGE?

There are many reasons that animals camouflage. One of the main reasons animals camouflage is to hide from predators. They blend in with their environment to help them survive and to avoid being eaten. Animals may also camouflage to help them hunt other animals. It also helps them to communicate with other animals in a safer way. Camouflage is an important adaptation that helps animals survive in nature.

1. What does it mean to camouflage?

---

---

2. What can animals do to hide from predators?

---


---

3. What are two reasons that animals camouflage in their habitat?

---

---

# CAMOUFLAGE



Why do  
animals  
camouflage?



# CAMOUFLAGE

## LESSON PLAN



### Day Four: How Do Animals Camouflage

Objective: Students will be able to describe various ways that animals camouflage including color/background matching, disruptive coloration and mimicry.



## LESSON PLAN: DAY FOUR

### Introduction (10 minutes):

\*Tell students that today you will be learning about different ways that animals can camouflage. Ask students to recall what camouflage means, what specific animals camouflage and why animals camouflage.

\*Read article from A Z Animals with students. Highlight any important information.

Article - <https://a-z-animals.com/reference/camouflage/>

# CAMOUFLAGE

## Lesson (15 minutes):

\*Explain to students that there are many ways that animals camouflage. The three you will focus on today are color/background matching, mimicry and disruptive coloration.

\*Watch video on Animal Mimicry and Camouflage -  
<https://www.youtube.com/watch?v=UIdEvHRITxE>

\*Use the attached activity sheet to write a definition for each type of camouflage and draw a picture that goes along with the definition.

\*Use the Venn Diagram to write similarities and differences between mimicry and color matching. Then, have students write three to four sentences comparing and contrasting.

## Independent Work (10 minutes)

\*Students will independently cut and paste the type of camouflage to match the scenario using the activity sheet attached.

# CAMOUFLAGE

types of camouflage



Color  
Matching

Mimcry

Disruptive  
Coloration

Definition:

Definition:

Definition:

Picture:

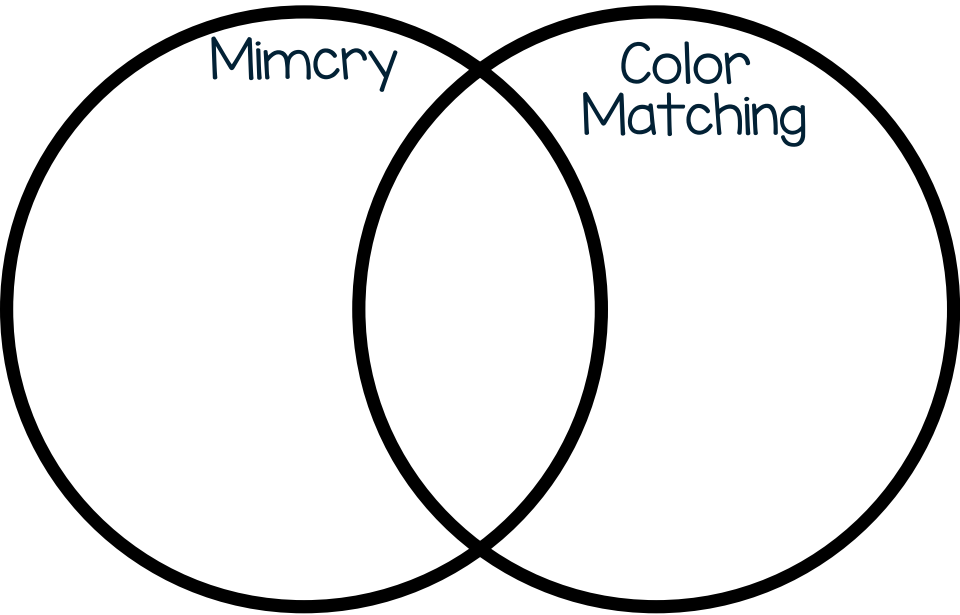
Picture:

Picture:



# CAMOUFLAGE

Directions: Use the Venn diagram to compare and contrast mimicry and color matching. Then write a short paragraph comparing the two.



---

---

---

---

---

---

# CAMOUFLAGE

## COLOR MATCHING, MIMCRY OR DISRUPTIVE COLORATION?



Directions: Cut and paste the correct type of camouflage with the scenario described.

A zebra's black-and-white stripes blend with the herd, confusing a lions to keep it safe



A katydid blending in with a leaf to hide from a spider



A hawk moth caterpillar looks like a snake to scare away animals that might want to eat it



Color  
Matching

Mimcry

Disruptive  
Coloration

# CAMOUFLAGE



## LESSON PLAN



### Day Five: Review of Camouflaging

Objective: Students will define what it means to camouflage, what types of animals camouflage, why and how animals camouflage.



## LESSON PLAN: DAY FIVE

### Introduction (10 minutes):

- \*Explain to students that today you will be reviewing what you have learned throughout the camouflaging unit. Tell students that camouflaging is an important animal adaptation that helps animals survive in nature.
- \*Have students write as many things as they can remember using the review wheel attached below. Set a timer for five minutes. Review with students when they are finished.

# CAMOUFLAGE

## Lesson (15 minutes):

\*Teacher will read "Secrets of Animal Camouflage" by Carron Brown.

Questions to ask students while reading  
- How does the environment affect an animal's ability to camouflage? Why do animals in the book use camouflaging? What animals did you notice in the book?

\*Give students a sticky note. Have them write the most interesting thing that they learned and one question they still have. Put the sticky notes on a poster that the teacher creates.

## Independent Work (20 minutes)


\*Students will complete the mini assessment attached below. Review answers together or score to give back at a later time.



# CAMOUFLAGE



## REVIEW WHEEL



**CAMOUFLAGE  
UNIT**

# CAMOUFLAGE



## MINI ASSESSMENT

Name: \_\_\_\_\_

1. What does camouflage mean?

---

---

2. What are three reasons that animals camouflage?

---

---

---

---

3. Name an animal that uses camouflage. How do they blend in with their habitat?

---

---

---

---

# CAMOUFLAGE

4. How is mimicry different than color matching? Give an example.

---

---

---

---

5. Can camouflage keep animals safe from predators? Why do you think so?

---

---

---

---

6. Give an example of an animal using disruptive coloration and describe why they would use it.

---

---

---

---