



ALL ABOUT GIRAFFES

ALL ABOUT GIRAFFE

ALL ABOUT GIRAFFES

ALL ABOUT GIRAFFES

ALL ABOUT GIRAFFES



A COMPREHENSIVE FIVE DAY UNIT ALL ABOUT GIRAFFES!

Includes lesson plans, graphic organizers, craft ideas, projects, comprehension questions and more!

FROM YOUR FRIENDS AT



ALL ABOUT GIRAFFES

LESSON PLAN

Week at a
Glance:



Day One: Physical Traits

Day Two: Diet

Day Three: Habitat

Day Four: Challenges

Giraffes Face

Day Five: Review of
Giraffes

ALL ABOUT GIRAFFES



LESSON PLAN



Day One: Physical Traits

Objective: The students will be able to describe physical characteristics of a giraffe.



LESSON PLAN: DAY ONE

Introduction (10 minutes):

*The teacher will explain to the students that this week they will be learning all about giraffes! Ask students what they already know about giraffes.

*Explain that today, we will be focusing on physical characteristics of giraffes, or what they look like. Giraffes have many unique features.

*The teacher will make an anchor chart or list on the board naming physical characteristics of a giraffe. (examples: long neck, extremely tall height, long legs, spotted coat, tail, long tongue, horns, etc.)

ALL ABOUT GIRAFFES

Lesson (20 minutes):

*The teacher will read "Giraffes" from National Geographic Kids. A few physical characteristic questions to ask - How tall do giraffes grow? How does a giraffe's long neck and height help them in their habitat? Why do giraffes have spots?

*Use information from the read aloud to complete the "Giraffes can, have, are" activity worksheet with the students.

*Complete the "Parts of A Giraffe" worksheet. Discuss why the physical characteristics of a giraffe are important for survival in their habitats.

Independent Work (10 minutes)

*The students will independently complete the "Giraffe Adjectives" activity sheet. Review with the students that adjectives are describing words. They will fill in the blank with a describing word for physical features of a giraffe.

Closing (5 minutes)

*Review "Giraffe Adjectives" worksheet as a class or in small groups.

ALL ABOUT GIRAFFES



GIRAFFES




CAN

HAVE

ARE

ALL ABOUT GIRAFFES

PARTS OF A GIRAFFE



horns

ears

long
neck

hoof


mane

ALL ABOUT GIRAFFES

GIRAFFE ADJECTIVES

Directions: An adjective is a describing word. Fill in the blank with an adjective that describes the physical traits about a giraffe.

A GIRAFFE HAS...



_____ horns

a _____ tail

a _____ body

_____ legs

_____ ears

a _____ mane

a _____ neck

a _____ tongue

ALL ABOUT GIRAFFES

LESSON PLAN

Day Two: Diet

Objective: The students will be able to identify foods that the giraffe eats. The students will be able to define herbivore.



.....

LESSON PLAN: DAY TWO

Introduction (5 minutes):

*The teacher will explain to the students that today they will be learning about a giraffe's diet. Ask students if they have ever seen a giraffe at the zoo. What were they eating?

*Tell the students that giraffes are herbivores. Herbivore means that they only eat plants. They mainly eat leaves, flowers and fruit. They use their long necks and long tongues to reach food that is high up in trees.

ALL ABOUT GIRAFFES

Lesson (15 minutes):

- *The students will watch “What do Giraffes Eat?” video.

<https://www.youtube.com/watch?v=zB7TZpysDf0>

- *Together, the students and teacher will complete the vocabulary square on the word “herbivore”. They will write the definition for herbivore, a sentence using the word and draw a picture associated with the word.

Independent Work (10 minutes)

- *The students will complete the “Giraffe Unscramble” activity sheet. All of the words are associated with a giraffe’s diet. There is an answer key attached below.

Closing (5 minutes)

- *Review the “Giraffe Unscramble” together as a class or in small groups.

ALL ABOUT GIRAFFES

VOCABULARY SQUARE

Word:

herbivore

Definition:

Sentence:

Picture:



ALL ABOUT GIRAFFES

GIRAFFE UNSCRAMBLE

Directions: Unscramble each word associated with a giraffe's diet.

PNTASL

HBIERVERO

LVEASE

RUFIT

TEERS

SBRHUS

FWERLOS



ALL ABOUT GIRAFFES

GIRAFFE UNSCRAMBLE

Answer Key

PNTASL

Plants

HBIERVERO

Herbivore

LVEASE

Leaves

RUFIT

Fruit

TEERS


Trees

SBRHUS

Shrubs

FWERLOS

Flowers



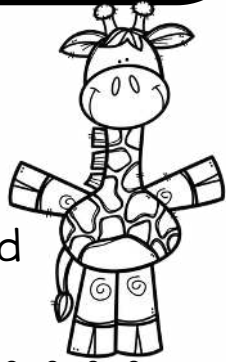
ALL ABOUT GIRAFFES



LESSON PLAN

Day Three: Habitat

Objective: The students will be able to recognize where giraffes live and what they need in their habitat to survive.



LESSON PLAN: DAY THREE

Introduction (5 minutes):

- *Explain to the students that they will be learning about where giraffes live and what they need to survive in their habitat.
- *Ask students what they think would be important to have in a giraffe's habitat. (example: trees, water, etc.)
- *Tell students that giraffes mainly live in the hot, dry savannas of Africa.

ALL ABOUT GIRAFFES

Lesson (20 minutes):

*The teacher will read "Anne and Her Tower of Giraffes: The Adventurous Life of the First Giraffologist" by Karlin Gray. Questions to ask while reading - Where do giraffes usually live? What types of plants or trees do they have in their habitat? Where does Anne study giraffes? How is their habitat being affected? Why do you find giraffes at the zoo?



*The teacher will support the students in filling out the activity sheet below answering the question, what do giraffes need in their habitat and why?


Independent Work (10 minutes)

*The students will complete the "Habitat Quick Check" informal assessment attached below independently.

Closing (5 minutes)

*Review the answers to the quick check together as a whole group.

ALL ABOUT GIRAFFES



What do giraffes need in their habitat to survive?

ALL ABOUT GIRAFFES

HABITAT QUICK CHECK

1. Where do giraffes live?

2. How does a giraffe's habitat help them find food?

3. What do giraffes need in their habitat to survive?


4. How do giraffes stay safe in their habitat?

ALL ABOUT GIRAFFES

LESSON PLAN

Day Four: Challenges Giraffes Face

Objective: The students will be able to identify challenges that giraffes face in the wild including habitat loss, hunting, predators, disease, etc.



.....

LESSON PLAN: DAY FOUR

Introduction (5 minutes):

- *Tell the students that today's lesson will be about different challenges that giraffes face. Ask students if they can identify any challenges they think giraffes face.
- *Explain that a few of the main challenges giraffes face are habitat loss which limits their access to food, water and ability to migrate, predators like lions or crocodiles (especially for baby giraffes), hunting, and loss of trees.

ALL ABOUT GIRAFFES

Lesson (20 minutes):

*Review cause and effect with students. Explain that one thing happens, then because of that something else happens. It's like a chain reaction! The cause is what makes something happen and the effect is what happens.

*Complete the "Cause and Effect" activity sheet on challenges giraffes face together with the students. There is an answer key attached.

Independent Work (10 minutes)

*The students will create a comic strip using the worksheet attached below. Students will need to create a story about a giraffe facing a challenge and how they could overcome the challenge.


Closing (5 minutes)

*Students will share their comic strip stories with a partner or small groups.

ALL ABOUT GIRAFFES

CAUSE AND EFFECT


The weather is extremely hot and dry.



Giraffes have less leaves and flowers to eat.



Lions are hunting the giraffe cubs.



Giraffes don't have as much room to migrate or lose their homes.



ALL ABOUT GIRAFFES

ANSWER KEY

The weather is extremely hot and dry.



Giraffes can't find enough water or food to eat and drink.

Trees are being cut down because of weather or humans.



Giraffes have less leaves and flowers to eat.

Lions are hunting the giraffe cubs.



More giraffes die or they must be more protective of their babies..

Weather is destroying their habitat or humans are building farms or buildings.



Giraffes don't have as much room to migrate or lose their homes.

ALL ABOUT GIRAFFES

GIRAFFE COMIC STRIP

Directions: Create a story using the comic strip of a challenge a giraffe might face and how they can overcome it.




ALL ABOUT GIRAFFES

LESSON PLAN

Day Five: Review of Giraffes

Objective: The students will be able to recall information about the physical traits, diet and habitat of a giraffe.



.....

LESSON PLAN: DAY FIVE

Introduction (5 minutes):

*The students will review information discussed through out the week on a giraffe's physical characteristics, diet, habitat and challenges that they face.

*Ask students to share information they remember from this week. Make a list on an anchor chart or on the white board.

ALL ABOUT GIRAFFES

Lesson (20 minutes):

*The students will watch the video reviewing giraffes -

<https://www.youtube.com/watch?v=KcMo6kCj9o0>

*Students will use the "Vocabulary Match Up" activity sheet below to match the word with the correct definition. Review answers together as a class.

Independent Work (10 minutes)

*The students will use the "Giraffe Story" activity sheet attached to create a fiction story about giraffes using the words in the box. Share with a partner when finished.

Closing (5 minutes)

*The teacher will give students an index card. Each student will write the three most interesting facts they learned this week.

ALL ABOUT GIRAFFES

VOCABULARY MATCH UP

graze

a group of giraffes that live together

herd

a baby giraffe

calf

eating grass or leaves from trees

predator

an animal that has fur, gives birth to live babies and feeds them milk

mammal

an animal that hunts other animals for food

ALL ABOUT GIRAFFES



Directions: Use the words in the box below to create a story about giraffes.

giraffe	roam
run	grazing
herd	savanna
calf	trees
