

ALL ABOUT DOLPHINS

ALL ABOUT DOLPHINS


MAMMALS OR FISH?

Directions: If the question is true, color in the check. If all five statements are true, whales are mammals!

- Is a dolphin a vertebrate?
- Does a dolphin give birth to live young?
- Is a dolphin warm-blooded?
- Does a dolphin have hair/fur?
- Does a dolphin have lungs?

ALL ABOUT DOLPHINS

PARTS OF A DOLPHIN




beak melon flukes
blowhole fin

ALL ABOUT DOLPHINS

A DOLPHIN'S DIET

What do dolphins eat?



ALL ABOUT DOLPHINS

DOLPHIN UNSCRAMBLE

Directions: Unscramble each word associated with a dolphin's habitat.

- O A E C N
- R V E R I
- C A O S T I A
- H B A T I T A
- A C R T C I
- T P R O C I L A
- M G R I A T E
- M R A N I E

ALL ABOUT DOLPHINS


FACT OR FICTION?

Directions: Color the Facts in green. Color statements that are Fiction in red.

- Dolphins are carnivores.
- Dolphins are great hunters!
- Dolphins eat seaweed.
- They only hunt at night.
- Dolphins can use echolocation to find food.
- Dolphins eat crab, squid, fish and more!
- Dolphins only eat one type of fish.
- Dolphins don't chew their food.
- Dolphins only eat plants.

ALL ABOUT DOLPHINS

VOCABULARY SQUARE



A COMPREHENSIVE FIVE DAY UNIT ALL ABOUT DOLPHINS!


Includes lesson plans, graphic organizers, craft ideas, projects, comprehension questions and more!

FROM YOUR FRIENDS AT

az
ANIMALS

ALL ABOUT DOLPHINS

LESSON PLAN



Week at a
Glance:

Day One: Introduction
to Dolphins

Day Two: Habitat

Day Three: Diet

Day Four: Dolphin
Communication


Day Five: Mammals vs.
Fish

ALL ABOUT DOLPHINS

LESSON PLAN



Day One: Introduction to Dolphins



Objective: The students will be able to describe key characteristics of a dolphin.



LESSON PLAN: DAY ONE

Introduction (5 minutes):

*Explain to the students that this week's unit is all about dolphins! Ask the students to share what they know about dolphins.

*Tell the students that dolphins are mammals that live in the ocean. They are very smart animals and can communicate with each other in their own way. They also live in groups called pods.

*Tell the students that today's lesson will focus on the key traits of dolphins and what dolphins look like!

ALL ABOUT DOLPHINS

Lesson (20 minutes):

*The students will watch the video, "Dolphins for Kids" - <https://www.youtube.com/watch?v=xWTWdLvAIPO>

*After the video, the teacher will guide the students in completing the "Dolphins can, have, are" graphic organizer.

*Examples that you may discuss with the students are that dolphins are mammals, warm-blooded, are carnivores and are very smart. Dolphins can communicate in their own way and can jump out of the water. Dolphins have fins, flippers, blowholes, etc.

*Look at a picture of a dolphin and review the different physical traits.

Independent Work (10 minutes)

*The students will complete the "Parts of A Dolphin" activity sheet. Review with students when completed.

Closing (5 minutes)

*Give students an index card. The students will write two questions they still have about dolphins.

ALL ABOUT DOLPHINS

DOLPHINS


CAN

HAVE

ARE

ALL ABOUT DOLPHINS

PARTS OF A DOLPHIN



beak

melon

flukes


blowhole

fin

ALL ABOUT DOLPHINS

LESSON PLAN

Day Two: Habitat



Objective: The students will be able to identify key characteristics of a dolphin's habitat.

.....

LESSON PLAN: DAY TWO

Introduction (10 minutes):

*Tell the students that today's lesson will be about a dolphin's habitat or where they live. Ask the students to share a prediction with their neighbor on what they think is important for a dolphin to have in its habitat to survive.

*Explain to students that dolphins mostly live in the ocean, but there are some dolphins like the Amazon River dolphin that live in rivers.

*The teacher will read the book "All Things Dolphins for Kids" by Animal Reads to the students.

ALL ABOUT DOLPHINS

Lesson (15 minutes):

*The teacher will explain to students that dolphins live in oceans all over the world, including both tropical and colder oceans. They can live in both deep salty ocean waters and in shallow freshwater rivers.

*Guide the students in completing the "Vocabulary Square" activity sheet. Students will define the word "coastal", use it in a sentence and draw a picture associated with the word.

*Students will complete the "Dolphin Habitat Unscramble" in their small groups or with a partner. All of the words are associated with where dolphins live. Review when completed.

Independent Work (10 minutes)

*The students will complete the "Dolphin Habitat" exit ticket. They will record three things they learned, two interesting facts and one question they still have. Share as a whole group when finished.


ALL ABOUT DOLPHINS

VOCABULARY SQUARE

Word:

coastal

Definition:



Sentence:

Picture:

ALL ABOUT DOLPHINS

DOLPHIN UNSCRAMBLE

Directions: Unscramble each word associated with a dolphin's habitat.

O A E C N

R V E R I

C A O S T L A


H B A T I T A

A C R T C I

T P R O C I L A

M G R I A T E

M R A N I E




ALL ABOUT DOLPHINS

DOLPHIN UNSCRAMBLE

Answer Key

O A E C N

ocean



R V E R I


river

C A O S T L A

coastal

H B A T I T A

habitat



A C R T C I

arctic

T P R O C I L A

tropical

M G R I A T E

migrate

M R A N I E




marine





ALL ABOUT DOLPHINS

DOLPHIN HABITATS


Three Things You Learned



Two Interesting Facts



One Question

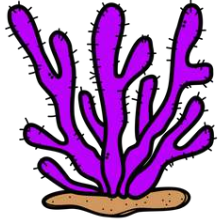


ALL ABOUT DOLPHINS



LESSON PLAN

Day Three: Diet



Objective: The students will be able to define carnivore and recognize various animals that dolphins eat.



LESSON PLAN: DAY THREE

Introduction (5 minutes):

*The teacher will explain that today's lesson will be all about what dolphins eat. Ask students to share what they think dolphins eat.

*Explain that some animals are herbivores, which means they eat plants, some animals are carnivores, which means they eat meat and some animals are omnivores, which means they eat both. Ask the students what type of eater they think dolphins are. Tell the students that dolphins are carnivores!

ALL ABOUT DOLPHINS

Lesson (15 minutes):

*Show the students the video, "Discovering Dolphins" -

<https://www.youtube.com/watch?v=OjmXcFRXjDI>

*Make a list on an anchor chart or the white board of what dolphins eat. Ask the students to share from the video what they remember about various animals in a dolphin's diet.

*Guide students in completing the "Fact or Fiction" activity sheet.

Independent Work (10 minutes)

*The students will complete the "A Dolphin's Diet" activity sheet. They will cut out the animals below the box that are in a dolphin's diet and glue in to the box.

Closing (5 minutes)

*Review the answers to the "A Dolphin's Diet" activity sheet and share more examples of what dolphins eat.

ALL ABOUT DOLPHINS

FACT OR FICTION?

Directions: Color the facts in green. Color statements that are fiction in red.

Dolphins are carnivores!

Dolphins are great hunters!

Dolphins eat seaweed.

They only hunt at night.

Dolphins can use echolocation to find food.

Dolphins eat crab, squid, fish and more!

Dolphins only eat one type of fish.

Dolphins don't chew their food!

Dolphins only eat plants.

ALL ABOUT DOLPHINS

A DOLPHIN'S DIET

What do dolphins eat?



whale



squid



clownfish



octopus



eel



seaweed



crab



apple



salmon




manatee

ALL ABOUT DOLPHINS

LESSON PLAN

Day Four: Dolphin Communication



Objective: The students will be able to identify ways that dolphins communicate. .



LESSON PLAN: DAY FOUR

Introduction (5 minutes):

*The teacher will explain that today's lesson will be all about ways that dolphins communicate. Ask students if they can share any examples before getting started with the lesson.

*Explain to the students that dolphins use both sounds and body language to communicate with each other. There are three main ways that they communicate - whistles, clicks and body language. They also live in large groups called pods.

ALL ABOUT DOLPHINS

Lesson (15 minutes):

*The teacher will read, "Dolphin Talk: Whistles, Clicks and Clapping Jaws" by Wendy Pfeiffer. After reading, review with the students the different ways dolphins communicate. Discuss how dolphins use clicking sounds for echolocation, as well, to find other animals/food and to navigate underwater.

*Guide the students in completing the "Main Idea and Key Details" graphic organizer. The students will write three key details describing ways that dolphins communicate.

Independent Work (10 minutes)

*The students will complete the "Dolphin Quick Check" to assess their understanding of the lesson.

Closing (5 minutes)

*Review the answers to the "Dolphin Quick Check" comprehension questions.

ALL ABOUT DOLPHINS

MAIN IDEA AND KEY DETAILS

How do dolphins communicate?

MAIN IDEA ➡

Dolphins communicate in many different ways.

Detail #1 ➡

Detail #2 ➡

Detail #3 ➡

ALL ABOUT DOLPHINS

DOLPHINS QUICK CHECK

1. How do dolphins talk to each other?

2. What is echolocation?

3. Why might dolphins jump out of the water?

4. Do dolphins change their sound? Why?

ALL ABOUT DOLPHINS



LESSON PLAN



Day Five: Mammals vs. Fish

Objective: The students will be able to identify dolphins as mammals. They will also be able to compare and contrast mammals vs. fish.



LESSON PLAN: DAY FIVE

Introduction (5 minutes):

*Review with the students what they have learned about dolphins so far. Explain to the students that today's lesson is about how dolphins are classified as mammals. Many people mistake them for fish because they live underwater, but they are actually mammals!

*Ask the students what they think makes a dolphin a mammal. Explain that mammals are vertebrates (have a backbone), are warm-blooded, breathe using lungs, give birth to live young and are born with hair.

ALL ABOUT DOLPHINS

Lesson (15 minutes):

*The students will watch the video on mammals -

<https://www.youtube.com/watch?v=hGonwMTPV6g>

*Review from the video what makes a dolphin a mammal. Then, show the video on fish - <https://www.youtube.com/watch?v=TwVAMry3SQ0>.

*Compare and contrast fish and dolphins using the Venn Diagram attached below.

Independent Work (5 minutes)

*The students will fill in the checklist for "Mammals vs. Fish" activity sheet.

Closing (5 minutes)

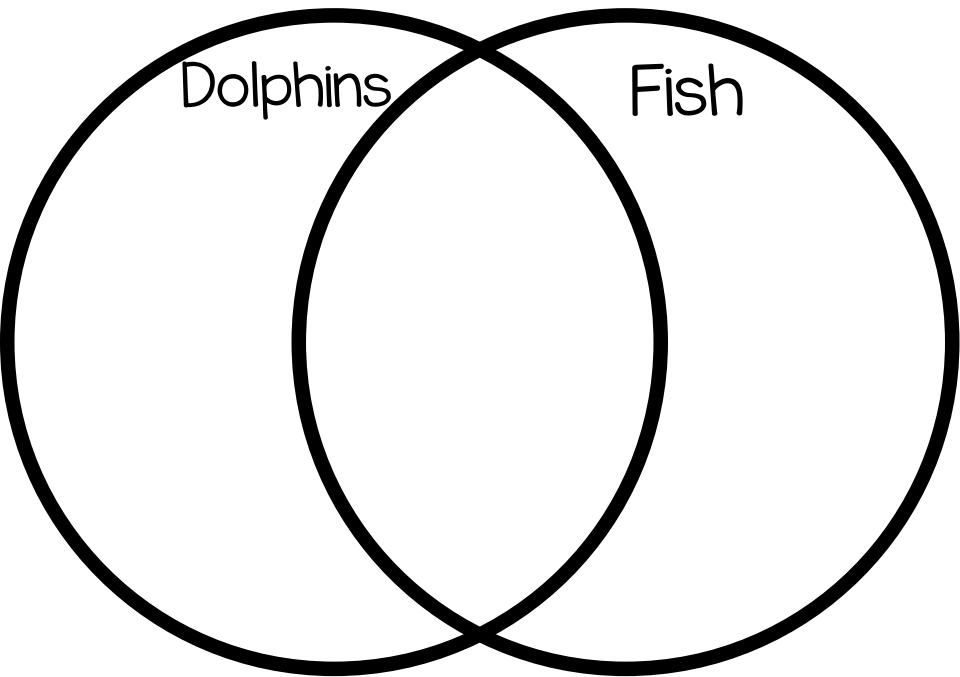
*Give the students a sticky note. They will write down three of the most interesting things they learned from our dolphin unit! Have students share with the class.

ALL ABOUT WHALES

DOLPHINS VS. FISH

Dolphins

Fish



ALL ABOUT DOLPHINS

MAMMALS OR FISH?

Directions: If the question is true, color in the check.
If all five statements are true, dolphins are mammals!

Is a dolphin a vertebrate?



Does a dolphin give birth to live young?



Is a dolphin warm-blooded?



Does a dolphin have hair/fur?



Does a dolphin have lungs?

