

ALL ABOUT CATS

LESSON PLAN

Week at a Glance:

Day One: Introduction to Cats

Day Two: Cat Breeds

Day Three: Animal Classification - Mammals

Day Four: How Cats Stay Healthy

Day Five: Cat Behavior

CAT RESEARCH

Directions: Choose one type of cat to research more about. Fill in the information below.

CAT SPECIES:

Interesting Facts

Appearance

LESSON PLAN

Day Three: Animal Classification - Mammals

Objective: The students will be able to explain characteristics of cats that classify them as mammals.

LESSON PLAN: DAY THREE

Introduction (10 minutes)

Teacher Says: Today, we will focus on what makes a cat a part of the animal classification group that is mammals. In cats are mammals, just like us.

CAT COMMUNICATION

Directions: In the boxes below, record different ways cats behave & communicate.

ALL ABOUT CATS

TYPES OF CATS

Siamese	Ragdoll
Maine Coon	Persian
Domestic Shorthair	Bengal Cat

ABOUT CATS

CAT ADJECTIVES

Adjective is a descriptive word that describes the cat.

CAT NOUNS

Noun is a word that names a person, place, or thing.

_____ ears

_____ nose

_____ eyes

_____ tail

_____ paws

ALL ABOUT CATS

CAT UNSCRAMBLE

Directions: These anagrams each word associated with cats and how they stay healthy.

DETI _____

VTE _____

EXECSEIR _____

GMIGNOOR _____

SPEEL _____

TYOS _____

WTERA _____

FDOD _____

ABOUT CATS

CLARY SQUARE

Definition:

ALL ABOUT CATS

HAVE

Includes lesson plans, graphic organizers, craft ideas, projects, comprehension questions and more!



ALL ABOUT CATS

LESSON PLAN

Week at a Glance:



Day One: Introduction
to Cats

Day Two: Cat Breeds

Day Three: Animal
Classification – Mammals

Day Four: How Cats
Stay Healthy

Day Five: Cat
Behavior



ALL ABOUT CATS

LESSON PLAN

Day One: Introduction to Cats

Objective: The students will be able to describe physical characteristics of a cat.



LESSON PLAN: DAY ONE

Introduction (10 minutes):

*Teacher Says: This week we will be learning all about cats. Raise your hand if you have a cat! What kind of cat do you have? What do you already know about cats? What is your favorite thing about cats?

*Cats are friendly mammals that are different than most animals we learn about because they primarily live with people!

*The students will watch the video, "Interesting Facts about Cats" - <https://www.youtube.com/watch?v=pBUTaoYVgXc>

ALL ABOUT CATS

Lesson (20 minutes):

*The teacher will read, "The Trouble With Children (According to Cat!) by Katie Weaver. Questions to ask students during/after reading - How does Cat feel about children? What does Cat look like? How does a cat's body help it move, climb or sneak around? How is a cat's physical appearance different than a dog's?

*The teacher will guide the students in completing the "Cats can, have, are" graphic organizer, filling in information about cats from the video and book.

Independent Work (10 minutes)

*The students will complete the "Cat Adjectives" activity worksheet attached below. Review that adjectives are describing words.

Closing (5 minutes)

*Review with the students the adjectives they used to describe cats

ALL ABOUT CATS



CATS



CAN

ARE

HAVE

ALL ABOUT CATS

CAT ADJECTIVES

Directions: An adjective is a describing word. Fill in the blank with an adjective that describes the physical traits about a cat.

A CAT HAS...



_____ fur

a _____ tail

a _____ body

_____ whiskers


_____ ears

a _____ nose

_____ eyes

_____ teeth

_____ paws



ALL ABOUT CATS

LESSON PLAN

Day Two: Cat Breeds

Objective: The students will be able to recognize various breeds of cats and their unique features.



.....

LESSON PLAN: DAY TWO

Introduction (10 minutes):

*Teacher Says: Today, we will focus on different types of cats. Different types of cats are called "breeds". There are over 70 different types of cats in the world. They come in all shapes, sizes and colors! They also have different personalities!

*On a white board or anchor chart, write down as many cat breeds as the students can name that they already know.

ALL ABOUT CATS

Lesson (20 minutes):

- *The teacher will read, "Cat Breed Book for Kids" by Teachable Reader Press. Ask students about the various breeds they notice, how they look similar and different, and what their favorite breed is!
- *In small groups, the students can use non-fiction resources including books, articles, www.kiddle.co, A-Z Animals to find information about the cat breeds in the attached graphic organizer. The students will write two facts per breed.

Independent Work (15 minutes)

- *The students will choose one cat breed that they would like to learn more about. Using non-fiction resources, students will collect information using the "Cat Research" activity sheet attached.

Closing (5 minutes)

- *The students will share the information they learned from their cat research with the whole group.

ALL ABOUT CATS

TYPES OF CATS

Siamese

Ragdoll

Maine Coon

Persian

Domestic Shorthair

Bengal Cat

ALL ABOUT CATS

CAT RESEARCH

Directions: Choose one type of cat to research more about. Fill in the information below.


**CAT
SPECIES:**

Interesting Facts

Appearance

diet

HABITAT



ALL ABOUT CATS



LESSON PLAN



Day Three: Animal

Classification - Mammals

Objective: The students will be able to explain characteristics of cats that classify them as mammals.



LESSON PLAN: DAY THREE

Introduction (10 minutes):

*Teacher Says: Today, we will focus on what makes a cat a part of the same animal classification group that we are in. Cats are mammals, just like us! What are mammals?

*Mammals are animals that have backbones, give birth to live young and feed their babies milk, are warm-blooded, have hair/fur and breathe using lungs!

ALL ABOUT CATS

Lesson (20 minutes):

*The students will watch the video, "What are Mammals? -

<https://www.youtube.com/watch?v=gR4RWYOWBEY>

*After the video, discuss what makes a cat a mammal. Then, guide the students in completing the "Vocabulary Square" defining the word, "feline".

*In small groups, the students will use the attached checklist to discover what makes dogs mammals. Discuss each point on the checklist with the students.

Independent Work (10 minutes)

*The students will independently complete the "Mammal Quick Check" comprehension questions attached below.

Closing (5 minutes)

*Review comprehension questions with the students together.

ALL ABOUT CATS

VOCABULARY SQUARE


Word:

feline

Definition:

Sentence:

Picture:



ALL ABOUT CATS

ANIMAL CLASSIFICATION

Directions: If the question is true, color in the check.
If all five statements are true, cats are mammals!

Is a cat a
vertebrate?



Is a cat warm-
blooded?




Does a cat have
hair/fur?



Does a cat give
birth to live
young?



Does a cat
breathe using
lungs?



ALL ABOUT CATS

MAMMAL QUICK CHECK

1. What is a vertebrate?

2. What makes a cat a mammal?

3. Do cats lay eggs or give birth to live young?

4. What does it mean to be warm-blooded?

ALL ABOUT CATS

LESSON PLAN



Day Four: What Cats Need to Stay Healthy

Objective: The students will be able to describe how cats stay healthy, including diet, exercise, sleep, grooming, vet care, etc.



LESSON PLAN: DAY FOUR

Introduction (10 minutes):

*Teacher Says: In today's lesson, we will learn more about how cats stay healthy. Make a prediction: what do you think cats need to stay healthy? If you have a cat at home, how do you help to keep them healthy and happy?

*There are many important ways that cats stay healthy. They need food with the right nutrients, clean water, exercise, sleep, vet visits, grooming, a safe space to live, and of course - love & affection!

ALL ABOUT CATS

Lesson (20 minutes):

- *The teacher will read, "A Kid's Guide to Cats: How to Train, Care for, and Play and Communicate with Your Amazing Pet". After reading, discuss how cats stay healthy and how humans can keep them safe and happy! What do cats need to survive and thrive?

- *In small groups, the students will complete the "Cat Unscramble" activity worksheet.

Independent Work (10 minutes)

- *The students will use the writing graphic organizer attached below, "Main Idea and Key Details" to write three supporting key details for the main idea, "Cats need many important things to stay healthy."

Closing (5 minutes)

- *With a partner, students will share the three key details they wrote on their graphic organizer.

ALL ABOUT CATS

CAT UNSCRAMBLE

Directions: Unscramble each word associated with cats and how they stay healthy.

DETI

VTE

EXECSEIR


GMIGNOOR

SPEEL

TYOS

WTERA

FDOO



ALL ABOUT CATS

MAIN IDEA AND KEY DETAILS

How do cats stay healthy?

MAIN IDEA ➡

Cats need many important things
to stay healthy.

Detail #1 ➡

Detail #2 ➡

Detail #3 ➡

ALL ABOUT CATS



LESSON PLAN



Day Five: Cat Behavior

Objective: The students will be able to identify various ways that cats behave and communicate.

.....

LESSON PLAN: DAY FIVE

Introduction (10 minutes):

*Teacher Says: What does it mean to communicate? How do people communicate? Just like people communicate, cats also communicate in their own special way. How do you think cats communicate?

*Cats communicate in many different ways. They make sounds like meowing, purring, hissing, growling, chirping or trilling. All of these sounds can communicate different emotions. They can also use body language to communicate.

ALL ABOUT CATS

Lesson (20 minutes):

*Teacher Says: Let's go through the different emotions. What do you think a cat would do to show it is happy? Sad? Angry? Loyal? Love? Cats can use body language to communicate emotions by putting their tail up, puffing their tail, arching their back, putting their ears forward, putting their ears back and blinking slow. They also may rub against you or show emotions with their eyes.

*The students will watch the video, "The Science of Meow: Study to Look at How Cats Talk" from National Geographic -
<https://www.youtube.com/watch?v=cMZieHkEUSU>

*After watching the video, use the attached graphic organizer, "Cat Communication" to fill in four ways cats communicate with people or other cats/animals.

Independent Work (10 minutes)

*The students will complete the "Cat Comic Strip", making a comic strip story about a cat and how it behaves and communicates.

Closing (5 minutes)

*The students will share their comic strip stories in small groups or with the class.

ALL ABOUT CATS

CAT COMMUNICATION

Directions: In the boxes below, record different ways cats behave & communicate.



ALL ABOUT CATS

CAT COMIC STRIP

Directions: Create a comic strip story about a cat and various ways that they communicate. Write in the thought bubble what the cat might be thinking or saying.

