


# ALL ABOUT THE OCTOPUS



## A COMPREHENSIVE FIVE DAY UNIT ALL ABOUT THE OCTOPUS!

Includes lesson plans, graphic organizers, craft ideas, projects, comprehension questions and more!

FROM YOUR FRIENDS AT


**az**  
ANIMALS

# OCTOPUS

## LESSON PLAN


### Week at a Glance:

- \*Day One: Intro to the Octopus
- \*Day Two: Habitats
- \*Day Three: Types of Octopuses
- \*Day Four: What They Eat
- \*Day Five: Octopus Defense/Behavior



# OCTOPUS

## LESSON PLAN



Day One: Introduction

Objective: The students will be able to describe traits about octopuses.



## LESSON PLAN: DAY ONE

Introduction (5 minutes):

\*Teacher Says: This week we will be learning all about octopuses. What do you already know about an octopus? Have you seen one before? What would you like to learn about them?

\*An octopus is an animal that lives in the ocean. They live in oceans all over the world and come in many different shapes and sizes. Octopuses have eight, long arms with suckers at the end that help them to grab on to things and to explore their surroundings!

# OCTOPUS

## Lesson (15 minutes):

- \*The students will watch the video, "Octopuses for Kids" -

<https://www.youtube.com/watch?v=7m2UegGXYoY>

- \*After the video, the teacher will guide the students in filling out the "Octopuses can, have, are" graphic organizer.

- \*In small groups, students will label the octopus together using the worksheet attached.

## Independent Work (10 minutes)

- \*Students will complete the "Octopus Adjectives" activity sheet. Make sure to review that adjectives are describing words!

## Closing (5 minutes)

- \*Give the students a sticky note or index card. Write three things you would like to learn about octopuses.

# OCTOPUS

## OCTOPUSES

CAN


ARE



HAVE

# OCTOPUS

## PARTS OF AN OCTOPUS



tentacles

sucker

head

mantle


eyes

# OCTOPUS

## OCTOPUS ADJECTIVES

Directions: An adjective is a describing word. Fill in the blank with an adjective that describes the physical traits about an octopus.

### OCTOPUSES HAVE...



a \_\_\_\_\_ body

\_\_\_\_\_ eyes

\_\_\_\_\_ suckers

\_\_\_\_\_ tentacles

\_\_\_\_\_ arms

a \_\_\_\_\_ head

\_\_\_\_\_ skin

a \_\_\_\_\_ mouth



# OCTOPUS

## LESSON PLAN



### Day Two: Octopus Habitats

Objective: The students will be able to identify where octopus live and what they need in their habitats to survive.

.....

## LESSON PLAN: DAY TWO

### Introduction (5 minutes):

\*Teacher Says: What is a habitat? A habitat is where an animal lives and eats! Where do you think an octopus lives? What do you think they need in their habitats to survive?

\*Octopuses live in the ocean and can only live in saltwater. They aren't able to live in rivers or lakes. Sometimes they live in shallow tide pools and others live in deep waters. Different types of octopuses live in different places. Some live in caves, coral reefs, and around rocks/shells. They like to live in places where they can hide or camouflage.



# OCTOPUS

## Lesson (15 minutes):

- \*The teacher will read, "All Things Octopuses for Kids" by Animal Reads. Questions to ask about habitats during/after reading - Where do octopuses live? Why do they like hiding in caves or under rocks? If you were an octopus, where would you want to live? What do they need in their habitat to survive?

- \*The teacher will guide the students in completing the writing graphic organizer, "Main Idea and Key Details" attached. They will brainstorm three key details that support the topic, "Octopuses need many important things in their habitat to survive."

## Independent Work (15 minutes)

- \*The students will use the writing template attached below to write a paragraph about what octopuses need in their habitats to survive.

## Closing (5 minutes)

- \*The students will read their paragraphs to a partner. They will share one strength and one area of growth about their partner's paragraph.

# OCTOPUS

## MAIN IDEA AND KEY DETAILS

Where do octopuses live?

### MAIN IDEA →

Octopuses need many important things in their habitat to survive.

### Detail #1 →

-----  
-----

### Detail #2 →

-----  
-----

### Detail #3 →

-----  
-----  
-----

[illegible]

# OCTOPUS

## LESSON PLAN

Day Three: Types of Octopuses

Objective: The students will be able to identify various octopus species.

.....

## LESSON PLAN: DAY THREE

### Introduction (5 minutes):

\*Teacher Says: Octopuses come in many different shapes and sizes! Different species of octopuses live in different areas of the world and have unique features that help them survive in their surroundings! How many different types of octopuses do you think there are? Did you know that there are actually over 300 kinds of octopuses?

\*The Common Octopus is the one that we usually think of and they can be found in oceans all over the world. Other types include the Giant Pacific Octopus, Blue-Ringed Octopus, Dumbo Octopus, Mimic Octopus, and Pygmy Octopus!

# OCTOPUS

## Lesson (15 minutes):

\*The students will watch the video, "Giant Pacific Octopus" -

[https://www.youtube.com/watch?v=9vQnKO\\_2kKk](https://www.youtube.com/watch?v=9vQnKO_2kKk)

\*After the video, the students will use the "Types of Octopuses" worksheet attached to collect information on four types of octopuses. They can utilize non fiction resources like books, articles, and kid-friendly online resources!

## Independent Work (15 minutes)

\*The students will choose one type of octopus to research more about. They will use the "Octopus Research" graphic organizer/craft attached below. Students can utilize non fiction resources to find information.

## Closing (5 minutes)

\*The students will share their octopus research with the class or with their small groups.

# OCTOPUS

## TYPES OF OCTOPUSES

Directions: Write two facts about each type of octopus.

Common  
Octopus

Giant Pacific  
Octopus



Dumbo  
Octopus

Atlantic  
Pygmy Octopus

# OCTOPUS

## OCTOPUS RESEARCH

Directions: Choose one type of octopus to research more about. Fill in the information below.


**SPECIES:**

Interesting Facts

Appearance

diet

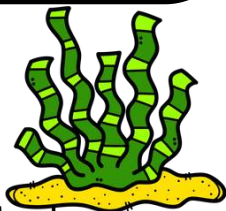
HABITAT



# OCTOPUS



## LESSON PLAN



Day Four: What Octopuses Eat

Objective: The students will be able to recognize the diet of an octopus.



## LESSON PLAN: DAY FOUR

### Introduction (5 minutes):

\*Teacher Says: Let's discuss what we've learned about so far! What do you remember about octopuses? Where do they live? What do they look like? What is your favorite species of octopus that we've learned about? Today, we are going to talk about what octopuses eat! Make a prediction: Do you think they are carnivores, omnivores or herbivores? Remember, carnivores eat meat, herbivores eat plants and omnivores eat both!

\*Octopuses are carnivores! They love to eat animals like shrimp, crabs, clams, mussels, snails and small fish!



# OCTOPUS

## Lesson (15 minutes):

- \*The teacher will read the book, "Ink!" from National Geographic Kids. Questions to ask during/after reading - What do octopuses eat? How do they get their food? How do their tentacles and suckers help them to get food?

- \*In small groups, the students will complete the "Vocabulary Match Up". They will define the words carnivore, predator, food chain and crustacean.

## Independent Work (15 minutes)


- \*The students will complete the "Diet Unscramble" worksheet attached below. They will unscramble the words that are associated with what octopuses eat.

## Closing (5 minutes)

- \*Thumbs up, Thumbs down! The teacher will call out an animal or plant and if they think an octopus eats it, they will put a thumbs up. If an octopus doesn't eat it, they will put a thumbs down.

# OCTOPUS

## VOCABULARY MATCH UP




carnivore



crustacean



food chain



predator

Hard shelled  
animals like  
crabs,  
lobsters &  
shrimp

A model of  
who eats who  
in nature

An animal  
that hunts  
other  
animals

An animal  
that only  
eats  
meat/other  
animals

# OCTOPUS

## DIET UNSCRAMBLE

Directions: Unscramble each word associated with what octopuses eat.

C N A R V R O E I

S N L I A

F S H I


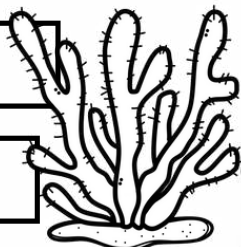
S H P R M I

M S S U L E S

C B R A

C A L S M

O T C P O U S



# OCTOPUS



## LESSON PLAN

Day Five: Octopus Behavior/Defense

Objective: The students will be able to describe how an octopus defends themselves, communicates and behaves.



## LESSON PLAN: DAY FIVE

Introduction (5 minutes):

\*Teacher Says: Octopuses communicate and behave in many different ways to stay safe in the ocean! Three of their main ways to defend themselves include: ink clouds (squirting ink at their predators), camouflaging (octopus are expert camouflagers), and hiding (they can squeeze in to really small spaces because they don't have bones!).

\*They can also change colors to show their moods and use certain body language to communicate! What is your favorite way that an octopus defends itself? Why?

# OCTOPUS

## Lesson (15 minutes):

- \*The students will watch, "Octopuses 101" - <https://www.youtube.com/watch?v=oSyEZAm8nb8>

- \*The teacher will guide the students in completing the "Octopus Defenses" graphic organizer. In each box, the students will write one way that an octopus defends itself from predators or ways that they communicate.

- \*In small groups, students will complete the "Octopus Quick Check" comprehension questions.

## Independent Work (15 minutes)

- \*The students will create a "Comic Strip Story" about a challenge that an octopus might face and how they would overcome it.

## Closing (5 minutes)

- \*The students will share their octopus comic strips with the class or in groups.

# OCTOPUS

## OCTOPUS DEFENSES!

Directions: In the boxes below, record different ways octopuses behave and communicate.



# OCTOPUS

## OCTOPUS QUICK CHECK

1. What does an octopus do to defend themselves from predators?

---

---

---

---

---

2. Why do octopuses change colors?

---

---

---

3. How are octopuses able to fit in tiny spaces to hide?

---

---

---

---

---

# OCTOPUS

## OCTOPUS COMIC STRIP

Directions: Create a comic strip story using behaviors of an octopus.

