

SOCIAL ANIMALS!

SOCIAL ANIMALS LESSON PLAN

Week at a Glance:

Day One: What are social animals?

Day Two: Penguins

Day Three: Dolphins

Day Four: Lions

Day Five: Elephants



SOCIAL ANIMALS LESSON PLAN

Day One: Intro to Social Animals
Objective: The students will be able to define "social" and identify various types of social animals.


LESSON PLAN: DAY ONE

Introduction (5 minutes):

*Teacher Says: What does it mean to be a social animal? Social animals are animals that like to live with other animals instead of being alone. These groups can be called packs, herds, flocks, colonies and more! Can you think of any animals that are social or live in groups? A few examples of the most well-known social animals are lions, elephants, penguins, ants, bees, dolphins, wolves, chimpanzees, baboons, gorillas and others! Why do you think some animal species live in groups?

SOCIAL ANIMALS KING OF THE JUNGLE

Directions: In the circles below, write down four facts about lions.



SOCIAL ANIMALS LION RESEARCH

Directions: Use your resources to find more information about lions. Fill in the information below.

LIONS	Interesting Facts
By _____	_____
Appearance _____	_____
Diet _____	_____
Habitat _____	_____

SOCIAL ANIMALS PENGUIN UNSCRAMBLE

Directions: Unscramble each word associated with penguins.

HDDULE	_____
CLONYO	_____
WDDIAE	_____
FPPLIRES	_____
ACRCTI	_____
FSHI	_____
SCIOIA	_____

SOCIAL ANIMALS VOCABULARY SQUARE

Word: _____
Social: _____
Sentence: _____



A FIVE DAY UNIT ALL ABOUT ANIMALS THAT ARE SOCIAL!

Includes lesson plans, graphic organizers, craft ideas, projects, comprehension questions and more!

FROM YOUR FRIENDS AT

az
ANIMALS

SOCIAL ANIMALS

LESSON PLAN

Week at a Glance:


Day One: What are social animals?

Day Two: Penguins

Day Three: Dolphins


Day Four: Lions

Day Five: Elephants



SOCIAL ANIMALS

LESSON PLAN



Day One: Intro to Social Animals

Objective: The students will be able to define "social" and identify various types of social animals.

.....

LESSON PLAN: DAY ONE

Introduction (5 minutes):

*Teacher Says: What does it mean to be a social animal? Social animals are animals that like to live with other animals instead of being alone. These groups can be called packs, herds, flocks, colonies and more! Can you think of any animals that are social or live in groups? A few examples of the most well-known social animals are lions, elephants, penguins, ants, bees, dolphins, wolves, chimpanzees, baboons, gorillas and others! Why do you think some animal species live in groups?

SOCIAL ANIMALS

Lesson (20 minutes):

*The teacher will show the video, "Animal Teamwork: Why do animals team up?" - https://www.youtube.com/watch?v=r2_npL14Cyc. After the video, discuss different species the video mentioned that lived in groups. What reasons did you hear for why animals live in groups?

*The teacher will guide the students in completing the "Vocabulary Square". They will define the word "socialize", write a sentence using the word and draw a picture.

Independent Work (10 minutes)

*The students will complete the "Social Animal Quick Check" comprehension questions attached below. The teacher will assess answers for understanding of the lesson.

Closing (5 minutes)

*Whole Group Discussion: What makes an animal social? Why do you think some animal species live in groups?

SOCIAL ANIMALS

VOCABULARY SQUARE


Word:

socialize

Definition:

Sentence:

Picture:



SOCIAL ANIMALS

SOCIAL ANIMAL QUICK CHECK

1. What is a social animal?

2. What are examples of social animals?

3. Why are animals social/live in groups?



SOCIAL ANIMALS

LESSON PLAN

Day Two: Penguins

Objective: The students will be able to identify various characteristics of penguins.



LESSON PLAN: DAY TWO

Introduction (5 minutes):

*Teacher Says: The first animal species that we are going to learn about that lives in groups are penguins. Penguins are very social animals and live in large groups called colonies. They are birds, but do not typically fly. However, penguins are wonderful swimmers and use this skill to catch fish in the water. Penguins help each other to stay warm in cold temperatures, stay safe and take care of their babies. What else do you know about penguins?

SOCIAL ANIMALS

Lesson (15 minutes):

- *The teacher will read the book, "Penguins" by Gail Gibbons. After reading the book, ask the students the following recall questions - What did you learn about penguins? Where do they live? What do they eat? Why do they live in groups? What is their group called?
- *The students will complete the "Penguin Unscramble" in small groups.

Independent Work (10 minutes)

- *The students will research more about penguins. They will utilize the "Penguin Research" activity sheet to record information. Students can extend the activity by creating a poster or writing a nonfiction writing piece.

Closing (5 minutes)

- *The students will share with the class their "Penguin Research" activity sheets.

SOCIAL ANIMALS

PENGUIN UNSCRAMBLE

Directions: Unscramble each word associated with penguins.

HDDULE

CLONYO

WDDLAE

FPPLIRES

ACRCTI

FSHI

SCIOLA



SOCIAL ANIMALS

PENGUIN RESEARCH

Directions: Use your resources to find more information about penguins. Fill in the information below.

PENGUINS

By:

Appearance

diet

HABITAT

Interesting Facts




SOCIAL ANIMALS



LESSON PLAN

Day Three: Dolphins

Objective: The students will be able to describe characteristics of dolphins



.....

LESSON PLAN: DAY THREE

Introduction (5 minutes):

*Teacher Says: Today, we are going to investigate more about another type of social animal: dolphins. What do you already know about dolphins? The students will record the information that they brainstorm on the "K-W-L" chart attached below. What do you want to know? Record what the students want to know under the "want to know" section.

*Dolphins are a group of mammals that live together in groups called pods in the ocean. Dolphins are smart, playful animals. They talk and communicate with each other using special clicks and whistles. They work together as a team to stay safe and find food!

SOCIAL ANIMALS

Lesson (15 minutes):

- *The teacher will play the video, "Bottlenose Dolphin" -

https://www.youtube.com/watch?v=VjMn_dVCJyA from National

Geographic Kids. After the video, ask the students what they learned about dolphins. Why do dolphins live in groups? How does living in a pod help them survive? How do they communicate with each other?

Independent Work (10 minutes)

- *The students will complete the "Fact or Fiction?" activity worksheet attached below. They will color in the true statements in green and the false statements in red.

Closing (5 minutes)

- *The students will use their "K-W-L" graphic organizer to record the information that they learned from the lesson.

SOCIAL ANIMALS

DOLPHIN K-W-L

KNOW

WANT TO
KNOW

LEARNED

SOCIAL ANIMALS

FACT OR FICTION?

Directions: Color the facts in green. Color statements that are fiction in red.

Dolphins
live in
pods.

Dolphins
are fish.

Dolphins
are
mammals.

Dolphins
breathe air
using a
blowhole.

Dolphins
breathe
underwater,
like fish.

Dolphins
live alone.

Dolphins
usually live
in the ocean.

Dolphins
eat fish.

SOCIAL ANIMALS

LESSON PLAN

Day Four: Lions

Objective: The students will be able to describe characteristics of lions.



.....

LESSON PLAN: DAY FOUR

Introduction (5 minutes):

*Teacher Says: Today, we are going to be exploring more about lions! What do you already know about lions? Lions are known as the "king of the jungle". They live in groups called prides, typically in open grasslands, called savannas, in Africa. In a pride, lions work together and have different jobs. Lions hunt, protect one another and take care of the lion cubs. They are powerful hunters, but they also love to rest and sleep! What do you want to learn about lions?

SOCIAL ANIMALS

Lesson (15 minutes):

- *The teacher will show the video, "African Lion" from National Geographic Kids - <https://www.youtube.com/watch?v=tIZwYsJpajo>

- *The teacher will lead the students in completing the "King of the Jungle" graphic organizer attached below. The students will write four facts about lions in the circles on the worksheet.

Independent Work (10 minutes)

- *The students will research more about lions. They will utilize the "Lion Research" activity sheet to record information. Students can extend the activity by creating a poster or writing a nonfiction writing piece.


Closing (5 minutes)

- *The students will share their "Lion Research" activity sheets with the class or in small groups.

SOCIAL ANIMALS

KING OF THE JUNGLE

Directions: In the circles below, write down four facts about lions.



SOCIAL ANIMALS

LION RESEARCH

Directions: Use your resources to find more information about lions. Fill in the information below.

LIONS

By:

Appearance

diet

Interesting Facts

HABITAT




SOCIAL ANIMALS

LESSON PLAN

Day Five: Elephants

Objective: The students
will be able to describe

characteristics about elephants.



LESSON PLAN: DAY FIVE

Introduction (5 minutes):

*Teacher Says: Today we are exploring more about another type of social animal: elephants. Did you know that elephants are the largest land animal on Earth. You can typically find elephants in groups called herds in Africa and Asia. They have large ears and long trunks! Elephants use their trunks to drink water, greet others and to eat. They work together in their herds to take care of the baby elephants and protect each other.

SOCIAL ANIMALS

Lesson (15 minutes):

- *The teacher will read the book, "Elephants in Africa" by Gail Gibbons. After the book, tell the students to turn to a partner and whisper two things they learned.

- *The teacher will guide the students in completing the "Elephants can, have, are" graphic organizer attached below.

Independent Work (10 minutes)

- *The students will write a 3-5 sentence paragraph describing elephants using the attached writing template below. They will also draw a picture to match their writing!

Closing (5 minutes)


- *The students will share their elephant writing paragraph with a small group or to the whole group.

SOCIAL ANIMALS

e l e p h a n t s

can


are



have

SOCIAL ANIMALS

Mighty Elephants



Handwriting practice lines consisting of five horizontal dashed lines.