

ALL ABOUT TORTOISES!

TORTOISES

LESSON PLAN

Day Three: What Tortoises Eat

Objective: The students will be able to identify what tortoises eat and how they get their food.

LESSON PLAN: DAY THREE

Introduction (5 minutes):


Teacher Says: Today, we are going to learn more about what tortoises eat. Make a prediction: Do you think tortoises are herbivores, carnivores or omnivores? Herbivores eat plants, carnivores eat meat and omnivores eat both! Tortoises are herbivores! They mainly eat grasses, leaves, plants, flowers, and some vegetables. They use their beak-like mouths to bite and tear plants. They eat small meals and typically graze most of the day.



TORTOISES

TORTOISE HABITATS

Directions: In the circles below, write four places that tortoises live and what that environment is like!



TORTOISES

DIET UNSCRAMBLE

Directions: Unscramble each word associated with a tortoise's diet.

PINSTA _____

GSSRA _____

LVEASE _____

HBERVROEI _____

FLWREOS _____

GZERA _____

WTERA _____



TORTOISES

SEQUENCING EVENTS


The Tortoise and the Hare

#1 _____

#2 _____

#3 _____

#4 _____



TORTOISES

LESSON PLAN

Week at a Glance:


Day One: Intro to Tortoises: Physical Traits

Day Two: Tortoise Habitats

Day Three: What Tortoises Eat

Day Four: Tortoise vs. Turtle

Day Five: Tortoises in Stories



A COMPREHENSIVE FIVE DAY UNIT ALL ABOUT TORTOISES!

Includes lesson plans, graphic organizers, craft ideas, projects, comprehension questions and more!

FROM YOUR FRIENDS AT

az
ANIMALS

TORTOISES

LESSON PLAN

Week at a Glance:

Day One: Intro to
Tortoises: Physical Traits

Day Two: Tortoise
Habitats

Day Three: What Tortoises
Eat

Day Four: Tortoise vs.
Turtle

Day Five: Tortoises in
Stories



TORTOISES

LESSON PLAN



Day One: Intro to Tortoises

Objective: The students will be able to identify characteristics and physical traits of tortoises.

.....

LESSON PLAN: DAY ONE

Introduction (5 minutes):

*Teacher Says: This week, we are learning all about tortoises! Tortoises are reptiles that live on land. They usually live in warm environments and typically live very long lives walking on land, eating plants and resting in the sun. What do you know about tortoises? What do they look like? Tortoises have very hard, strong shells, thick, sturdy legs, and dry/scaly skin. Tortoises have a beak-like mouth for eating plants. There are also many different species of tortoises that live in different habitats.

TORTOISES

Lesson (20 minutes):

*The teacher will read the book, "Tortoises (Amazing Animals)" by Kate Riggs. Questions to ask during/after reading - What kind of animal is a tortoise? What makes them reptiles? Where do they live? What do they look like? How does a tortoise protect itself from predators?

*Guide the students in completing the "Tortoises can, have, are" graphic organizer attached below.

Independent Work (10 minutes)

*The students will independently write a sentence and draw a picture of a "reptile" on the "Vocabulary Square" activity sheet.

Closing (5 minutes)


*With a partner, the students will share their sentence and picture from the "Vocabulary Square".

TORTOISES

t o r t o i s e s

can

are




have

TORTOISES

VOCABULARY SQUARE

Word:
reptile

Definition:



Sentence:


Picture:

TORTOISES

LESSON PLAN

Day Two: Tortoise Habitats

Objective: The students will be able to identify where tortoises live and how they survive & thrive in their habitats.



.....

LESSON PLAN: DAY TWO

Introduction (5 minutes):

*Teacher Says: Today, we are exploring more about where tortoises live. What is a habitat? A habitat is where an animal lives, finds food, water and shelter. Where do you think tortoises live? Tortoises live on land, typically in warm environments. You can find tortoises in deserts, grasslands, forests, islands and more! You may even see a tortoise at your local zoo! Tortoises need habitats with ample plants, grasses, flowers, bushes and greenery. A special species of tortoise called the Galapagos Tortoise lives on the Galapagos Islands.

TORTOISES

Lesson (15 minutes):

- *The students will watch the video, "Tortoises for Kids" -

<https://www.youtube.com/watch?v=zb4QLqXzNek>

- *After the video, the teacher will guide the students in completing the "Tortoise Habitat" graphic organizer. The students will record four main habitats that tortoises lives - deserts, grasslands, forests and islands. Then, they will explain more about that habitat and why tortoises live there.

Independent Work (10 minutes)

- *The students will independently complete the "Fact or Fiction?" activity worksheet attached below. They will read each statement, color true statements in green and untrue statements in red.





Closing (5 minutes)

- *Review together the "Fact or Fiction?" worksheet as a whole group.

TORTOISES

TORTOISE HABITATS

Directions: In the circles below, write four places that tortoises live and what that environment is like!



TORTOISES

FACT OR FICTION?

Directions: Color the facts in green. Color statements that are fiction in red.

Tortoises
live on
land.

Tortoises
live in
water.

Tortoises
don't
need
water.

Tortoises
live only
in deserts.

Tortoises
use burrows for
shade in
desert habitats.

Some
tortoises
live on
islands.

Tortoises
need grasses and
plants in their
habitat.

Tortoises
live
in the
arctic.

TORTOISES

LESSON PLAN



Day Three: What Tortoises Eat

Objective: The students will be able to identify what tortoises eat and how they get their food.

.....

LESSON PLAN: DAY THREE

Introduction (5 minutes):

*Teacher Says: Today, we are going to learn more about what tortoises eat. Make a prediction: Do you think tortoises are herbivores, carnivores or omnivores? Herbivores eat plants, carnivores eat meat and omnivores eat both! Tortoises are herbivores! They mainly eat grasses, leaves, plants, flowers, and some vegetables. They use their beak-like mouths to bite and tear plants. They eat small meals and typically graze most of the day.

TORTOISES

Lesson (15 minutes):

- *The teacher will read the book, "Tortoises!: A My Incredible World Picture Book for Children". Questions to ask students after reading - What do tortoises eat? What is a herbivore? How do tortoises find food?

- *In small groups, students will complete the "Tortoise Quick Check" attached below to assess for understanding.

Independent Work (10 minutes)

- *The students will complete the "Tortoise Unscramble" attached below. Each word is associated with what a tortoise eats.

Closing (5 minutes)

- *The teacher will give each student a sticky note or index card. They will write three things that tortoises eat!

TORTOISES

TORTOISE QUICK CHECK

1. What do tortoises eat?

2. What is a herbivore?

3. Why does moving slowly not an issue for tortoises finding food?

TORTOISES

DIET UNSCRAMBLE

Directions: Unscramble each word associated with a tortoise's diet.

P L N S T A

G S S R A



L V E A S E

H B E R V R O E I

F L W R E O S

G Z E R A

W T E R A



TORTOISES

LESSON PLAN



Day Four: Tortoise vs. Turtle

Objective: The students will be able to compare and contrast tortoises and turtles.

.....

LESSON PLAN: DAY FOUR

Introduction (5 minutes):

*Teacher Says: Today, we are going to delve deeper in to the differences and similarities between tortoises and turtles. What do you think makes them different? Tortoises are actually a type of turtle. One of the main difference between tortoises and other turtles is that tortoises only live on land. Turtles can live on land and in water. Tortoises and other turtles have different types of legs/feet for walking vs. swimming.

TORTOISES

Lesson (15 minutes):

*The students will watch the video, "Tortoise vs. Turtle: What are the differences?" -

<https://www.youtube.com/watch?v=AZiukWIZwZs>

*The teacher will draw a T-Chart on the board or on an anchor chart. Guide the students in recording information about a turtle & tortoise's home, legs/feet, shell shapes, diet, swimming abilities and lifespan. Discuss the similarities and differences between the two animals.

Independent Work (10 minutes)

*The students will complete the "Tortoise vs. Turtle" writing template attached below. They will write a paragraph on how tortoises and turtles are similar and how they are different. Then, draw a picture to go with the paragraph.

Closing (5 minutes)


*The students will share their paragraphs with small groups or with the class.

TORTOISES

Turtle & Tortoise T Chart


Turtle

Tortoise



TORTOISES

Tortoise vs. Turtle



Five sets of horizontal dashed lines for handwriting practice, each set consisting of a solid top line, a dashed middle line, and a solid bottom line.

TORTOISES

LESSON PLAN



Day Five: Tortoises in Stories

Objective: The students will be able to identify how tortoises are portrayed in fiction stories.

LESSON PLAN: DAY FIVE

Introduction (5 minutes):

*Teacher Says: Today, we will be learning more about how tortoises are portrayed in stories. What is the first story you think of when you hear the word "tortoise"? Most likely, you answered "Tortoise and the Hare"! What qualities do you think tortoises have based on fiction stories you have heard? In stories, tortoises are usually considered slow but steady, wise, thoughtful, patient, calm and gentle.

TORTOISES

Lesson (15 minutes):

- *The teacher will read the book, "Tortoise and the Hare". Questions to ask after reading - How did the author portray the tortoise? Why do you think the tortoise ended up winning the race? Why do you think authors make tortoises slow in stories? What lessons can we learn from this story?

- *The teacher will guide the students in completing the "Sequencing Events: The Tortoise and the Hare" graphic organizer attached below.

Independent Work (10 minutes)

- *The students will design and create a comic strip story about a tortoise using four index cards. On each index card draw a picture of a scene from the story. On the back of the index card, write what is happening in the scene.

Closing (5 minutes)

- *The students will discuss with the class what their favorite part of the unit was!


TORTOISES

SEQUENCING EVENTS

The Tortoise and the Hare

#1

#2



#3

#4