

# URBAN WILDLIFE

**URBAN WILDLIFE**  
**LESSON PLAN**  
 Week at a Glance:  
 Day One: What Is Urban Wildlife?  
 Day Two: Pigeons  
 Day Three: Squirrels  
 Day Four: Raccoons  
 Day Five: Lizards





**URBAN WILDLIFE**  
**LESSON PLAN**  
 Day Two: Pigeons  
 Objective: The students will be able to identify various characteristics of a pigeon and how they survive in urban areas.  
**LESSON PLAN: DAY TWO**  
 Introduction (5 minutes):  
 -Teacher Says: The first animal species we are going to learn about are pigeons. Have you ever seen a pigeon? Where can you find them? Pigeons are birds that live in neighborhoods and cities. They are very



**URBAN WILDLIFE**  
**PIGEON UNSCRAMBLE**  
 Directions: Unscramble each word associated with a pigeon.

BRIDS \_\_\_\_\_  
 CTYI \_\_\_\_\_  
 WNGIS \_\_\_\_\_  
 FTEAHER \_\_\_\_\_

**URBAN WILDLIFE**  
**LIZARDS**  
 can \_\_\_\_\_ are \_\_\_\_\_  
 have \_\_\_\_\_




**URBAN WILDLIFE**  
**RACCOON RESEARCH**  
 Directions: Use your resources to find more information about raccoons. Fill in the information below.

**RACCOONS**  
 By \_\_\_\_\_  
 Appearance \_\_\_\_\_  
 diet \_\_\_\_\_  
 Habitat \_\_\_\_\_



**URBAN WILDLIFE**  
**ALL ABOUT RACCOONS**  
 Directions: In the circles below, Four Facts about raccoons.



Squirrels only collect and eat nuts.  
 Squirrels are typically active mainly during the day.  
 Squirrels can fly.  
 A squirrel's tail helps it balance.  
 Squirrels can be pets.

**URBAN WILDLIFE**



## A FIVE DAY UNIT ALL ABOUT URBAN WILDLIFE!

Includes lesson plans, graphic organizers, craft ideas, projects, comprehension questions and more!

FROM YOUR FRIENDS AT



# URBAN WILDLIFE

## LESSON PLAN

Week at a Glance:

Day One: What Is  
Urban Wildlife?

Day Two: Pigeons

Day Three: Squirrels

Day Four: Raccoons

Day Five: Lizards



# URBAN WILDLIFE



## LESSON PLAN

Day One: Intro to Urban Wildlife

Objective: The students will be able to define "urban" and what kind of wildlife animals live in urban areas.



## LESSON PLAN: DAY ONE

### Introduction (5 minutes):

\*Teacher Says: Make a prediction: What kinds of animals live in cities, neighborhoods and parks? Urban wildlife includes animals that live where people live! Have you ever seen a squirrel at school? What about a bird on the playground? Many different animals live in urban areas - birds, mammals, insects, frogs, lizards and even some snakes! Why do you think animals live near people in urban areas? Animals typically live where they can find food and resources to survive. In urban areas, animals can find food like plants, bugs and scraps, they can find water in puddles and ponds, and can find shelter in places like trees, bushes, or under decks!

# URBAN WILDLIFE

## Lesson (20 minutes):

\*The students will watch the video, "Animals That Have Adapted to Urban Environments" -

<https://www.youtube.com/watch?v=olyCEIQNdGs>

\*The teacher will guide the students in completing the "Vocabulary Square". They will define the word "urban", write a sentence using the word and draw a picture.

## Independent Work (10 minutes)

\*The students will complete the "Urban Wildlife Quick Check" comprehension questions attached below. The teacher will assess answers for understanding of the lesson.

## Closing (5 minutes)

\*Whole Group Discussion: What is urban wildlife? Why do some animals live in urban areas? How can people and animals live successfully together in urban areas?

# URBAN WILDLIFE

## VOCABULARY SQUARE

Word:

urban

Definition:

Sentence:

Picture:



# URBAN WILDLIFE

## URBAN WILDLIFE QUICK CHECK

1. What is urban wildlife?

2. What are examples of animals that live in urban areas?

3. Why do animals live in urban areas?


# URBAN WILDLIFE



## LESSON PLAN

### Day Two: Pigeons

Objective: The students will be able to identify various characteristics of a pigeon and how they survive in urban areas.



## ••••• LESSON PLAN: DAY TWO

### Introduction (5 minutes):

\*Teacher Says: The first animal species we are going to learn about are pigeons. Have you ever seen a pigeon? Where can you find them? Pigeons are birds that live in neighborhoods and cities. They are very common to see almost every day. What do pigeons look like? They are typically gray with shiny green and purple feathers on their neck. They also have a small head and a round body, short legs and a tiny beak. They typically live on buildings, roofs, ledges, parks, sidewalks or anywhere that people live. Why do you think they like living near people? Food is the main reason! They eat seeds, grains, food that people drop and small bits of food on the ground.

# URBAN WILDLIFE

## Lesson (15 minutes):

\*The students will watch the video, "Pigeon Genius" from National Geographic Kids - <https://www.youtube.com/watch?v=ID3J7hprG8g>

\*Partner Discussion after video - What did you learn about pigeons? What kinds of "superpowers" did the video talk about that pigeons have?

\*The students will complete the "Pigeon Unscramble" in small groups.

## Independent Work (10 minutes)

\*The students will research more about pigeons. They will utilize the "Pigeon Research" activity sheet to record information. Students can extend the activity by creating a poster or writing a nonfiction writing piece.

## Closing (5 minutes)

\*The students will share their "Pigeon Research" activity sheets with the whole group.

# URBAN WILDLIFE

## PIGEON UNSCRAMBLE

Directions: Unscramble each word associated with a pigeon.

BRIDS

CTYI


WNGIS

FTEAHER

FLCKO

NTSE

RFOO



# URBAN WILDLIFE

## PIGEON RESEARCH

Directions: Use your resources to find more information about pigeons. Fill in the information below.

**PIGEONS**


By:  
\_\_\_\_\_

Appearance  
\_\_\_\_\_

diet  
\_\_\_\_\_

HABITAT  
\_\_\_\_\_

Interesting Facts  
\_\_\_\_\_  
\_\_\_\_\_  
\_\_\_\_\_  
\_\_\_\_\_  
\_\_\_\_\_



# URBAN WILDLIFE

## LESSON PLAN



### Day Three: Squirrel

Objective: The students will be able to describe characteristics of a squirrel and how they thrive in urban areas.

•••••

## LESSON PLAN: DAY THREE

### Introduction (5 minutes):

\*Teacher Says: Today, we are going to investigate more about another species that lives in urban areas - squirrels. Raise your hand if you see a squirrel almost everyday! In the K-W-L worksheet attached below, record what you already know about squirrels. Squirrels are small, furry mammals that live in trees and are very common to see in neighborhoods, parks and cities. They have soft brown, or gray fur, a large bushy tail, small ears, and bright eyes. Squirrels eat nuts, seeds and fruits. They typically collect food and hide it to eat later. Squirrels are always typically moving, climbing, jumping, finding food and exploring the world around them!

# URBAN WILDLIFE

## Lesson (15 minutes):

- \*The students will record what they would like to learn about Squirrels in the "Want to Know" category on the "Squirrel K-W-L" graphic organizer attached.
- \*The teacher will read the book, "The Nature Kid's Guide to Squirrels: A Level 2 Reader for Curious Young Kids Who Love Squirrels!"  
Questions to ask after reading - What did you learn about squirrels from the book? Why do they thrive in urban areas?

## Independent Work (10 minutes)

- \*The students will complete the "Fact or Fiction?" activity worksheet attached below. They will color in the true statements in green and the false statements in red.

## Closing (5 minutes)

- \*The students will use their "K-W-L" graphic organizer to record the information that they learned from the lesson.

# URBAN WILDLIFE

## SQUIRREL K-W-L

KNOW

WANT TO  
KNOW

LEARNED

# URBAN WILDLIFE

## FACT OR FICTION?

Directions: Color the facts in green. Color statements that are fiction in red.

Squirrels are mammals.

They can climb up and down trees.

They are covered in scales.

Squirrels only collect and eat nuts.

Squirrels are typically active mainly during the day.

Squirrels can fly.

A squirrel's tail helps it balance.

Squirrels can be pets.

# URBAN WILDLIFE

## LESSON PLAN



### Day Four: Raccoons

Objective: The students will be able to describe characteristics of raccoons and why they thrive in urban areas.

.....

## LESSON PLAN: DAY FOUR

### Introduction (5 minutes):

\*Teacher Says: Today, we are going to be exploring more about raccoons. What do you already know about raccoons?

Raccoons are mid size mammals that typically live near people in urban areas like neighborhoods, cities, parks and even your backyard! They have gray fur, are very well known for having a "black mask" around their eyes and a bushy tail with dark rings. They are typically nocturnal - which means they are usually only active at night. Raccoons live in trees, hollow logs, burrows, under decks and porches, and in other hidden areas. They eat fruit, plants, insects and leftover food/trash.

# URBAN WILDLIFE

## Lesson (15 minutes):

\*The teacher will read the book, "All Things Raccoons For Kids: Filled With Plenty of Facts, Photos, and Fun to Learn all About Raccoons"

\*After reading, the teacher will lead the students in completing the "All About Raccoons" graphic organizer attached below. The students will write four facts about Raccoons in the circles on the worksheet.

## Independent Work (10 minutes)

\*The students will research more about raccoons. They will utilize the "Raccoon Research" activity sheet to record information. Students can extend the activity by creating a poster or writing a nonfiction writing piece.


## Closing (5 minutes)

\*The students will share their "Raccoon Research" activity sheets with the class or in small groups.

# URBAN WILDLIFE

## ALL ABOUT RACCOONS

Directions: In the circles below, write down four facts about raccoons.



# URBAN WILDLIFE

## RACCOON RESEARCH

Directions: Use your resources to find more information about raccoons. Fill in the information below.

**RACCOONS**

By:  
\_\_\_\_\_

Appearance  
\_\_\_\_\_

diet  
\_\_\_\_\_

HABITAT  
\_\_\_\_\_

Interesting Facts  
\_\_\_\_\_  
\_\_\_\_\_  
\_\_\_\_\_  
\_\_\_\_\_  
\_\_\_\_\_



# URBAN WILDLIFE



## LESSON PLAN

Day Five: Lizards



Objective: The students will be able to describe characteristics about lizards.

.....

## LESSON PLAN: DAY FIVE

Introduction (5 minutes):

\*Teacher Says: Today we are exploring more about another species that live in urban areas - lizards. Lizards are small reptiles that you can find around homes, gardens, fences and areas that have warmth and sun. They are smooth with slightly bumpy scales, have long tails, and are usually brown or green. Lizards eat bugs, insects and small spiders. They climb surfaces (like your house or fence), and sunbathe to stay warm. They also can move very quickly when startled!

# URBAN WILDLIFE

## Lesson (15 minutes):

\*The students will watch the video - "All About Lizards" -

<https://www.youtube.com/watch?v=xzGBQgdBEbM>

\*The teacher will guide the students in completing the "Lizards can, have, are" graphic organizer attached below.

## Independent Work (10 minutes)

\*The students will write a 3-5 sentence paragraph describing lizards using the attached writing template below. They will also draw a picture to match their writing!

## Closing (5 minutes)

\*The students will share their lizard writing paragraph with a small group or to the whole group.

# URBAN WILDLIFE



## LIZARDS




can

are

have

# URBAN WILDLIFE

Leaping Lizards



Five horizontal dashed lines for writing.